



ITT

Wastewater

Goulds Pumps

2DW Submersible
Dewatering Pump



FEATURES


- **Impeller:** Polyurethane for wear and corrosion resistance.
- **Adjustable Discharge:** Discharge can be installed for either vertical or horizontal installation using only 2 screws.
- **Diffuser:** Polyurethane for wear and corrosion resistance.
- **Mechanical Seal:** Dual seals for double leakage protection, outer seal – silicon carbide.
- **Rubber Liner:** Protects against wear around impeller.
- **Bottom Strainer:** Made of impact absorbing EPDM rubber, suction holes allow for low pump down.



Goulds Pumps is a brand of ITT Water Technology, Inc.
- a subsidiary of ITT Industries, Inc.

www.goulds.com

Engineered for life



ITT

GOULDS PUMPS Wastewater

APPLICATIONS

Specifically designed to remove water from:

- Drainage ditches
- Trenches
- Basements
- Manholes
- Excavating drainage in the building trades

SPECIFICATIONS

Pump:

- Discharge size: 2" threaded hose coupling design.
- Capacities: up to 84 GPM.
- Total heads: up to 51 feet.
- Max. solids: any particles passing through strainer.

- Mechanical seals: outer seal – silicon carbide, inner seal – carbon ceramic.
- Temperature limit: 95°F (35°C) maximum.
- Depth of immersion: 16.5 feet (5m) maximum.

Motor:

- Single phase: 3500 RPM, ½ HP and 1 HP, 115 and 230 V, 60 Hz
- Built-in starter with full overload and temperature protection.
- Class F insulation.
- Air filled design.
- Upper and lower heavy duty ball bearing construction.
- Power cord: 50 feet.

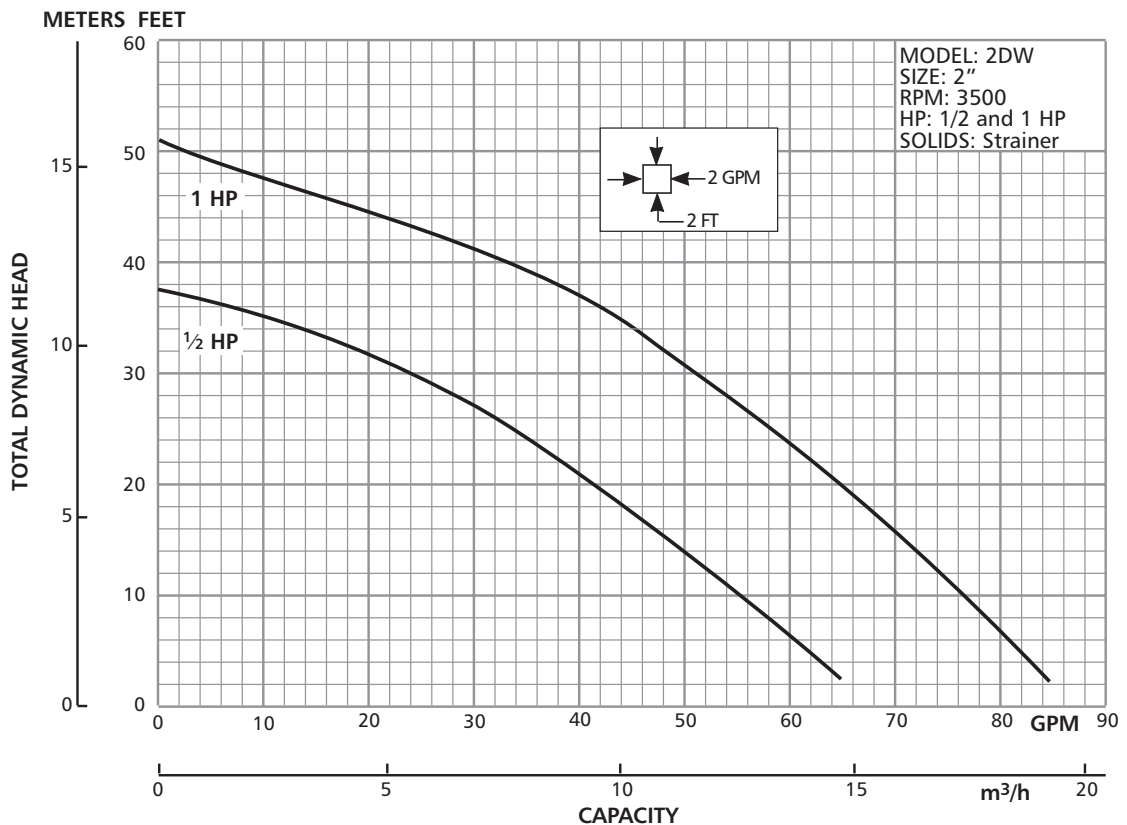
AGENCY LISTINGS




Tested to UL778 standards by Canadian Standards Association.

NRTL File #LR13533

Goulds Pumps is ISO 9001 Registered.





ITT

GOULDS PUMPS Wastewater

REPLACEMENT KITS

Each kit contains the following parts:


Impeller Kit (15K11 for 1/2 HP, 15K12 for 1 HP) – Impeller, impeller screw, protective plug, washer, assembly instruction

Diffuser Kit (15K62 for both 1/2 HP and 1 HP) – Diffuser, barrel nuts, screws, washers, assembly instruction, sticker

Outer seal Kit (15K14 for both 1/2 HP and 1 HP) – Mechanical face-seal unit, assembly instruction, sticker

See the Repair Part page for other available parts.

DIMENSIONS



MODEL INFORMATION

Order No.	HP	Volts	Phase	Max. Amp	RPM	H (in.)	Wt. (lbs.)
2DW0511	1/2	115	1	5.5	3500	15.75	20
2DW0512		230		2.9			
2DW1011	1	115		9.8		17	25
2DW1012		230		4.9			

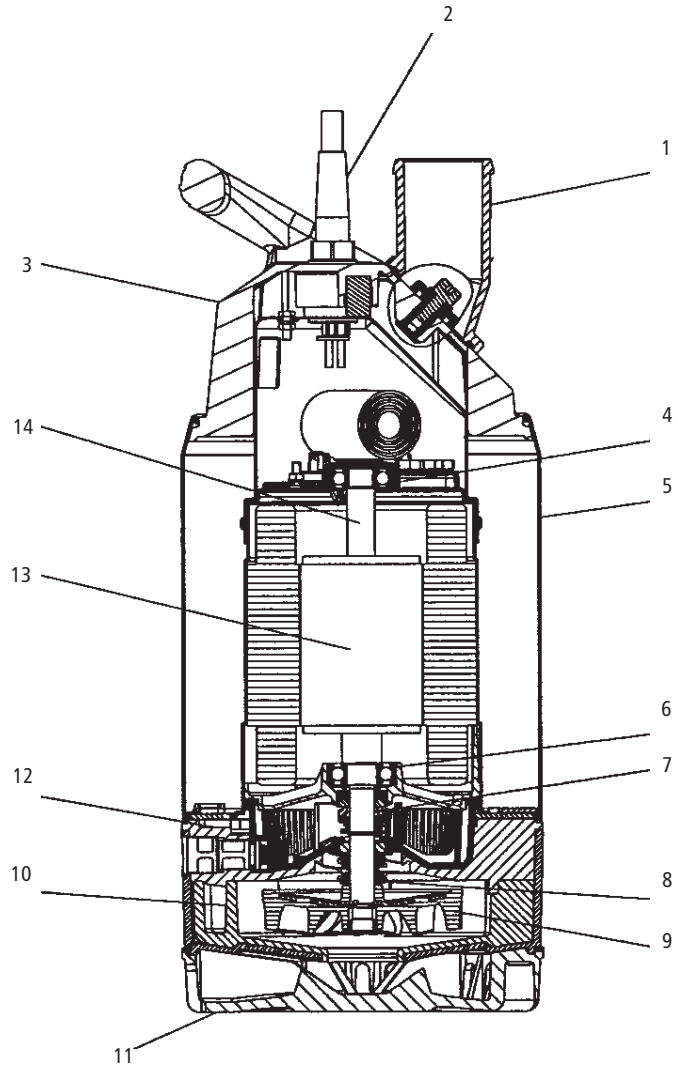


ITT

Wastewater

COMPONENTS

Item No.	Description
1	Discharge
2	Power cord
3	Handle/cover
4	Support bearing
5	Pump casing
6	Main bearing
7	Inner mechanical seal
8	Outer mechanical seal
9	Impeller
10	Suction cover
11	Strainer
12	Oil plug
13, 14	Motor



Goulds Pumps and the ITT Engineered Blocks Symbol are registered trademarks and tradenames of ITT Industries Inc.

SPECIFICATIONS ARE SUBJECT TO CHANGE WITHOUT NOTICE.

B2DW January, 2006

© 2006 ITT Water Technology, Inc.

Engineered for life