



WS_B Series

Model 3886

SUBMERSIBLE SEWAGE PUMP

FEATURES

Impeller: Cast iron, semi-open, dynamically balanced, non-clog with pump out vanes for mechanical seal protection. Optional Silicon bronze impeller available.

Casing: Cast iron volute type for maximum efficiency. Designed for easy installation on A10-20 guide rail or base elbow rail systems.

Mechanical Seal: SILICON CARBIDE VS. SILICON CARBIDE sealing faces for superior abrasive resistance, stainless steel metal parts, BUNA-N elastomers.

Shaft: Corrosion-resistant stainless steel. Threaded design. Locknut on all models to guard against component damage on accidental reverse rotation.

Fasteners: 300 series stainless steel.

Capable of running dry without damage to components.

Designed for continuous operation when fully submerged.

EXTENDED WARRANTY AVAILABLE FOR RESIDENTIAL APPLICATIONS.

AGENCY LISTINGS



Tested to UL 778 and CSA 22.2 108 Standards
By Canadian Standards Association
File #LR38549

APPLICATIONS

Specifically designed for the following uses:

- Homes
- Sewage systems
- Dewatering/Effluent
- Water transfer

SPECIFICATIONS

Pump

- Solids handling capabilities: 2" maximum
- Discharge size: 2" NPT
- Capacities: up to 185 GPM
- Total heads: up to 38 feet TDH
- Temperature: 104°F (40°C) continuous, 140°F (60°C) intermittent

MOTORS

- Fully submerged in high grade turbine oil for lubrication and efficient heat transfer. All ratings are within the working limits of the motor.
- Class B insulation

Single phase (60 Hz):

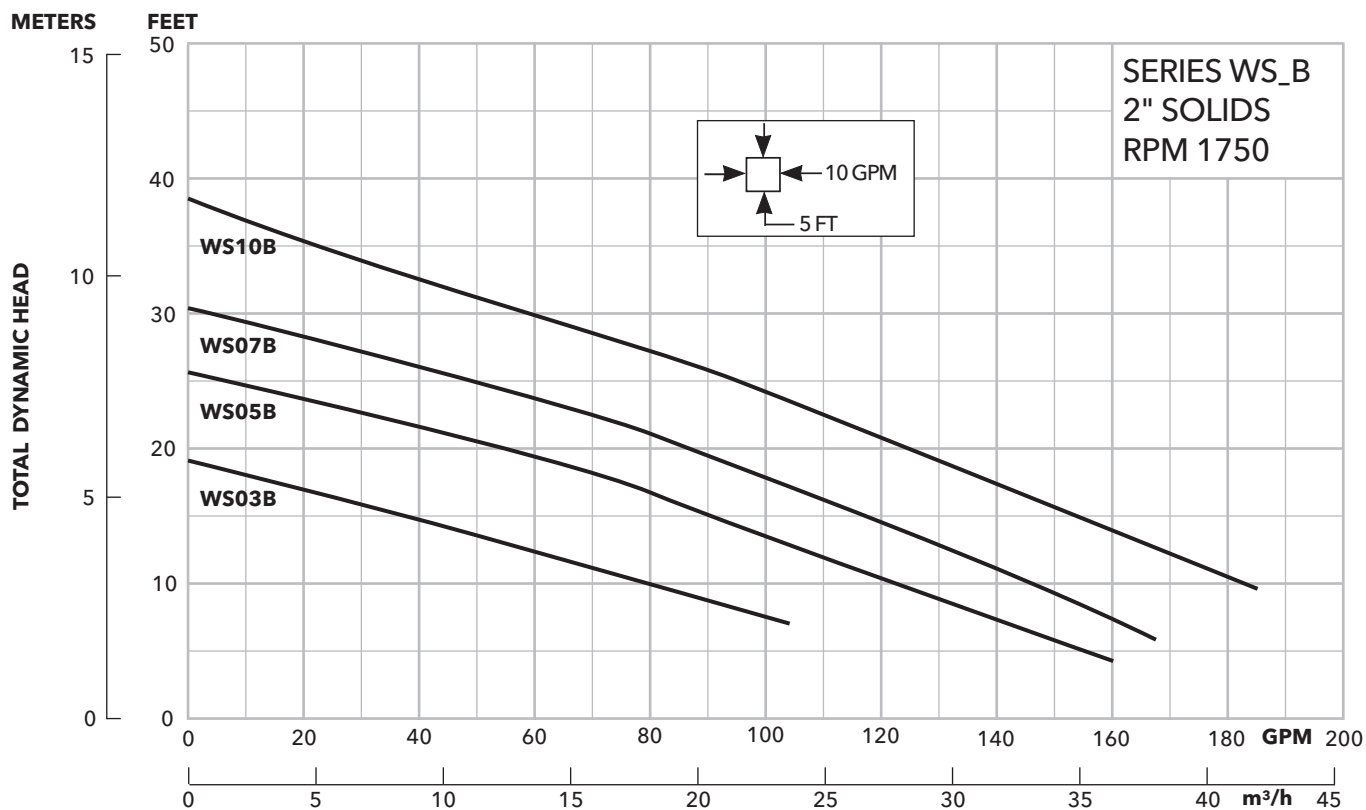
- All single phase models feature capacitor start motors for maximum starting torque.
- Built-in overload with automatic reset.
- SJTOW or STOW severe duty oil and water resistant power cords.
- 1/3 - 1 HP models have NEMA three prong grounding plugs.

Three phase (60 Hz):

- Class 10 overload protection must be provided in separately ordered starter unit.
- STOW power cords all have bare lead cord ends.
- **Bearings:** Upper and lower heavy duty ball bearing construction.
- **Designed for Continuous Operation:** Pump ratings are within the motor manufacturer's recommended working limits, can be operated continuously without damage when fully submerged.
- **Power Cable:** Severe duty rated, oil and water resistant. Epoxy seal on motor end provides secondary moisture barrier in case of outer jacket damage and to prevent oil wicking. Standard cord is 20'. Optional lengths are available.
- **Motor Cover O-ring:** Assures positive sealing against contaminants and oil leakage.

MODELS

Order Number	HP	Phase	Volts	RPM	Impeller Dia. (In.)	Max. Amps	LRA	KVA Code	Full Load Motor Eff.	Resistance		Wt. (Lbs.)	
										Start	Line-Line		
WS0311B	0.33	1	115	1750	4.69	10.7	30.0	M	54	11.9	1.7	63	
WS0318B			208			6.8	19.5	K	51	9.1	4.2		
WS0312B			230			4.9	14.1	L	53	14.5	8.0		
WS0511B	0.5	1	115		5.00	5.00	14.5	31.1	J	55	9.3	1.4	65
WS0518B			208				8.0	19.5	K	51	9.1	4.2	
WS0512B			230				7.3	16.5	J	54	11.7	5.6	
WS0538B		3	200			3.8	12.3	K	75	NA	6.7		
WS0532B			230			3.3	9.7	K	75	NA	9.9		
WS0534B			460			1.7	4.9	K	75	NA	39.4		
WS0537B	575	1.4	4.3		K	68	NA	47.8					
WS0718B	0.75	1	208		5.38	5.38	11.0	39.0	K	65	2.6	1.4	85
WS0712B			230				9.4	24.8	J	57	4.8	2.3	
WS0738B		3	200	4.1			21.2	H	74	NA	4.3		
WS0732B			230	3.6			17.3	J	76	NA	5.6		
WS0734B			460	1.8			8.9	J	76	NA	22.4		
WS0737B			575	1.5			7.3	J	71	NA	29.2		
WS1018B	1	1	208	5.75	5.75	14.0	39.0	K	65	2.6	1.4	85	
WS1012B			230			12.3	30.5	H	60	4.3	1.8		
WS1038B		3	200			6.0	21.2	H	74	NA	4.3		
WS1032B			230			5.8	17.3	J	76	NA	5.6		
WS1034B			460			2.9	8.9	J	76	NA	22.4		
WS1037B			575			2.4	7.3	J	71	NA	29.2		

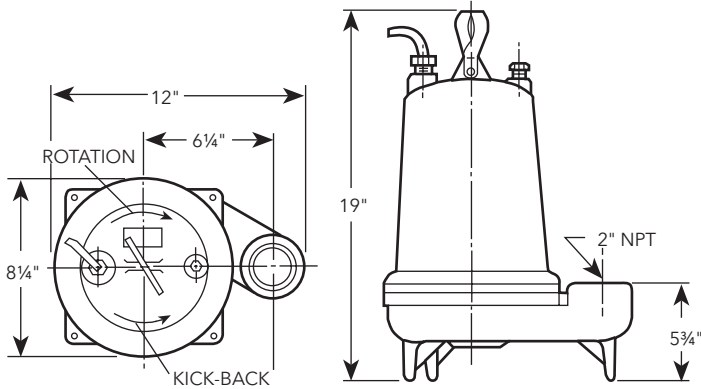


PERFORMANCE RATINGS (gallons per minute)

Order No.	WS03B	WS05B	WS07B	WS10B
HP ▶	1/3	1/2	3/4	1
RPM ▶	1750	1750	1750	1750
Total Head Feet of Water	10 ▶	80	122	145
	15	36	90	116
	20	-	50	86
	25	-	-	48
	30	-	-	-
	35	-	-	-

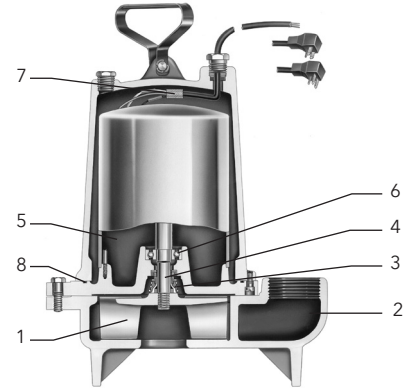
DIMENSIONS

(All dimensions are in inches. Do not use for construction purposes.)



COMPONENTS (for reference only)

Item No.	Description
1	Impeller
2	Casing
3	Mechanical Seal
4	Motor Shaft
5	Motor
6	Ball Bearings
7	Power Cable
8	Casing O-Ring



NOTE: For specific parts breakdown, see repair parts.

xylem
Let's Solve Water

Xylem, Inc.
2881 East Bayard Street Ext., Suite A
Seneca Falls, NY 13148
Phone: (866) 325-4210
Fax: (888) 322-5877
www.xylem.com/brands/gouldswatertechnology

Goulds is a registered trademark of Goulds Pumps, Inc. and is used under license.
© 2012 Xylem Inc. B3886 R1 April 2012